

Surface Mount Ultrafast Power Rectifiers

FEATURES

- Glass passivated junction
- Ideal for automated placement
- Built-in strain relief
- Ultrafast recovery time for high efficiency
- Moisture sensitivity level: level 1, per J-STD-020
- Compliant to RoHS Directive 2011/65/EU and in accordance to WEEE 2002/96/EC
- Halogen-free according to IEC 61249-2-21 definition
- AEC-Q101 qualified



MECHANICAL DATA

Case: DO-214AB (SMC)

DO-214AB (SMC)

Molding compound, UL flammability classification rating 94V-0

Packing code with suffix "G" means green compound (halogen-free)

Terminal: Matte tin plated leads, solderable per JESD22-B102

Meet JESD 201 class 2 whisker test

Weight: 0.25 g (approximately)

MAXIMUM RATINGS AND ELECTRICAL CHARACTERISTICS (T _A =25°C unless otherwise noted)					
PARAMETER	SYMBOL	MUR420S	MUR440S	MUR460S	UNIT
Maximum repetitive peak reverse voltage	V _{RRM}	200	400	600	V
Maximum RMS voltage	V _{RMS}	140	280	420	V
Maximum DC blocking voltage	V _{DC}	200	400	600	V
Maximum average forward rectified current	I _{F(AV)}	4			A
Peak forward surge current, 8.3 ms single half sine-wave superimposed on rated load	I _{FSM}	75			A
Maximum instantaneous forward voltage (Note 1) @ 4 A, 25°C @ 4 A, 150°C	V _F	0.875 0.710	1.25 1.05		V
Maximum reverse current @ rated VR T _J =25 °C T _J =150 °C	I _R	5 150	10 250		μA
Maximum reverse recovery time (Note 2)	t _{rr}	25	50		ns
Typical junction capacitance (Note 3)	C _J	65			pF
Typical thermal resistance	R _{θJC}	8.5			°C/W
	R _{θJA}	45			
Operating junction temperature range	T _J	- 55 to +175			°C
Storage temperature range	T _{STG}	- 55 to +175			°C

Note 1: Pulse Test with PW=300μs, 1% Duty Cycle

Note 2: Reverse Recovery Test Conditions: I_F=0.5A, I_R=1.0A, I_{RR}=0.25A

Note 3: Measured at 1 MHz and Applied Reverse Voltage of 4.0V DC

ORDERING INFORMATION				
PART NO.	PACKING CODE	PACKING CODE SUFFIX	PACKAGE	PACKING
MUR4x0S (Note 1)	R7	G	SMC	850 / 7" Plastic reel
	R6		SMC	3,000 / 13" Paper reel
	M6		SMC	3,000 / 13" Plastic reel

Note 1: "x" defines voltage from 200V (MUR420S) to 600V (MUR460S)

EXAMPLE				
PREFERRED PART NO.	PART NO.	PACKING CODE	PACKING CODE SUFFIX	DESCRIPTION
MUR460S R7	MUR460S	R7		AEC-Q101 qualified
MUR460S R7G	MUR460S	R7	G	AEC-Q101 qualified Green compound

RATINGS AND CHARACTERISTICS CURVES

($T_A=25^\circ\text{C}$ unless otherwise noted)

FIG. 1 MAXIMUM FORWARD CURRENT DERATING CURVE

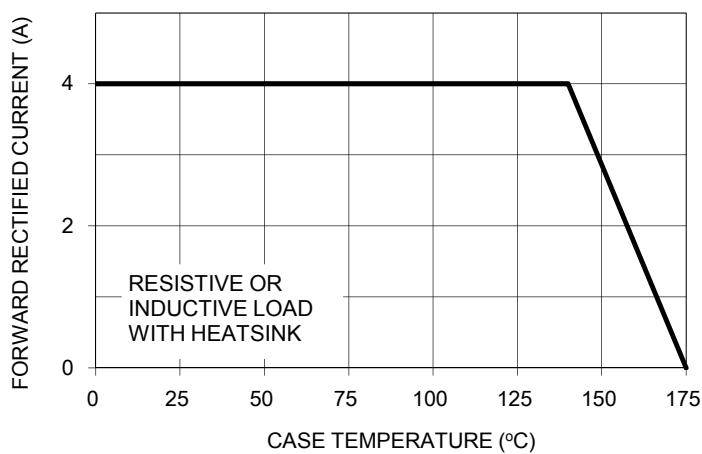


FIG. 2 MAXIMUM NON-REPETITIVE FORWARD SURGE CURRENT

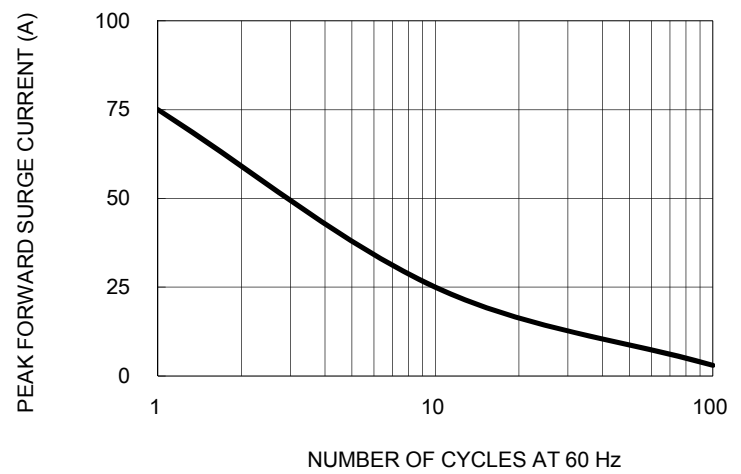


FIG. 3 TYPICAL INSTANTANEOUS FORWARD CHARACTERISTICS

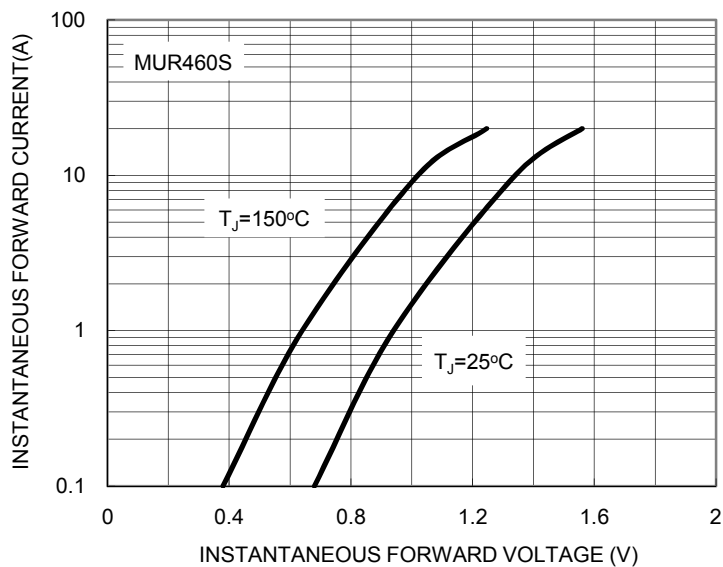


FIG. 4 TYPICAL REVERSE CHARACTERISTICS

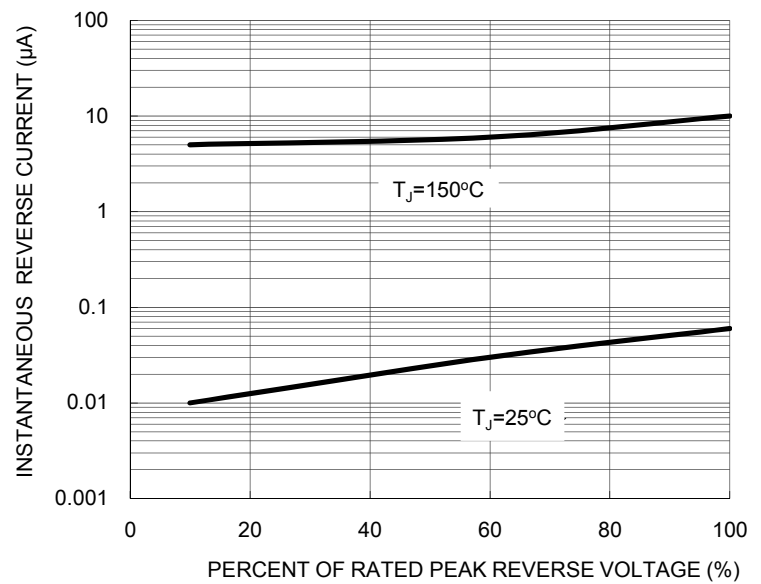


FIG. 5 TYPICAL JUNCTION CAPACITANCE

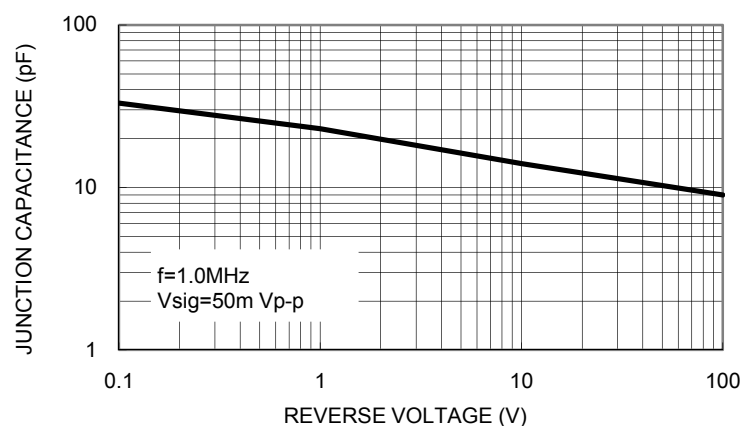
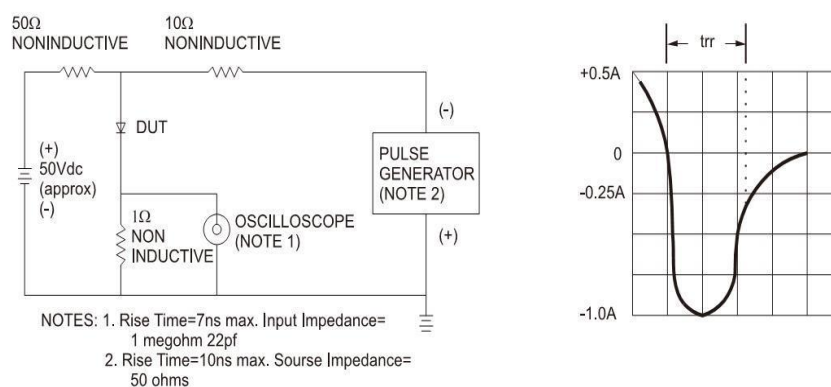
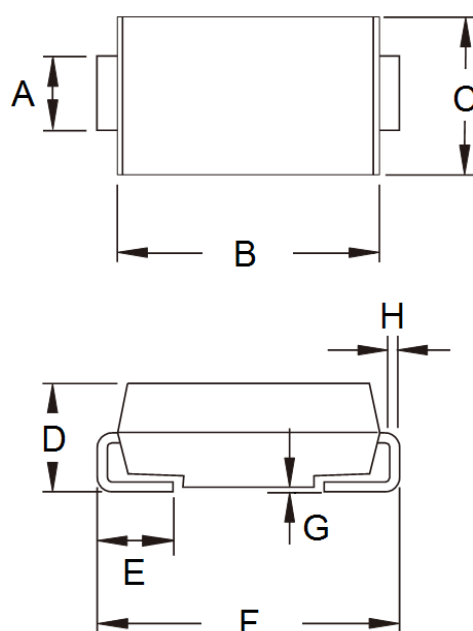


FIG.6 REVERSE RECOVERY TIME CHARACTERISTIC AND TEST CIRCUIT DIAGRAM



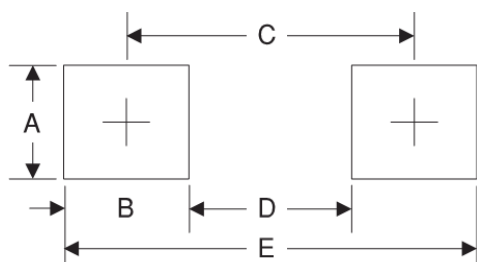
PACKAGE OUTLINE DIMENSIONS

DO-214AB (SMC)



DIM.	Unit (mm)		Unit (inch)	
	Min	Max	Min	Max
A	2.90	3.20	0.114	0.126
B	6.60	7.11	0.260	0.280
C	5.59	6.22	0.220	0.245
D	2.00	2.62	0.079	0.103
E	1.00	1.60	0.039	0.063
F	7.75	8.13	0.305	0.320
G	0.10	0.20	0.004	0.008
H	0.15	0.31	0.006	0.012

SUGGESTED PAD LAYOUT



Symbol	Unit (mm)	Unit (inch)
A	3.3	0.130
B	2.5	0.098
C	6.8	0.268
D	4.4	0.173
E	9.4	0.370

MARKING DIAGRAM



- P/N = Specific Device Code
- G = Green Compound
- YW = Date Code
- F = Factory Code

Notice

Specifications of the products displayed herein are subject to change without notice. TSC or anyone on its behalf, assumes no responsibility or liability for any errors or inaccuracies.

Information contained herein is intended to provide a product description only. No license, express or implied, to any intellectual property rights is granted by this document. Except as provided in TSC's terms and conditions of sale for such products, TSC assumes no liability whatsoever, and disclaims any express or implied warranty, relating to sale and/or use of TSC products including liability or warranties relating to fitness for a particular purpose, merchantability, or infringement of any patent, copyright, or other intellectual property right.

The products shown herein are not designed for use in medical, life-saving, or life-sustaining applications. Customers using or selling these products for use in such applications do so at their own risk and agree to fully indemnify TSC for any damages resulting from such improper use or sale.